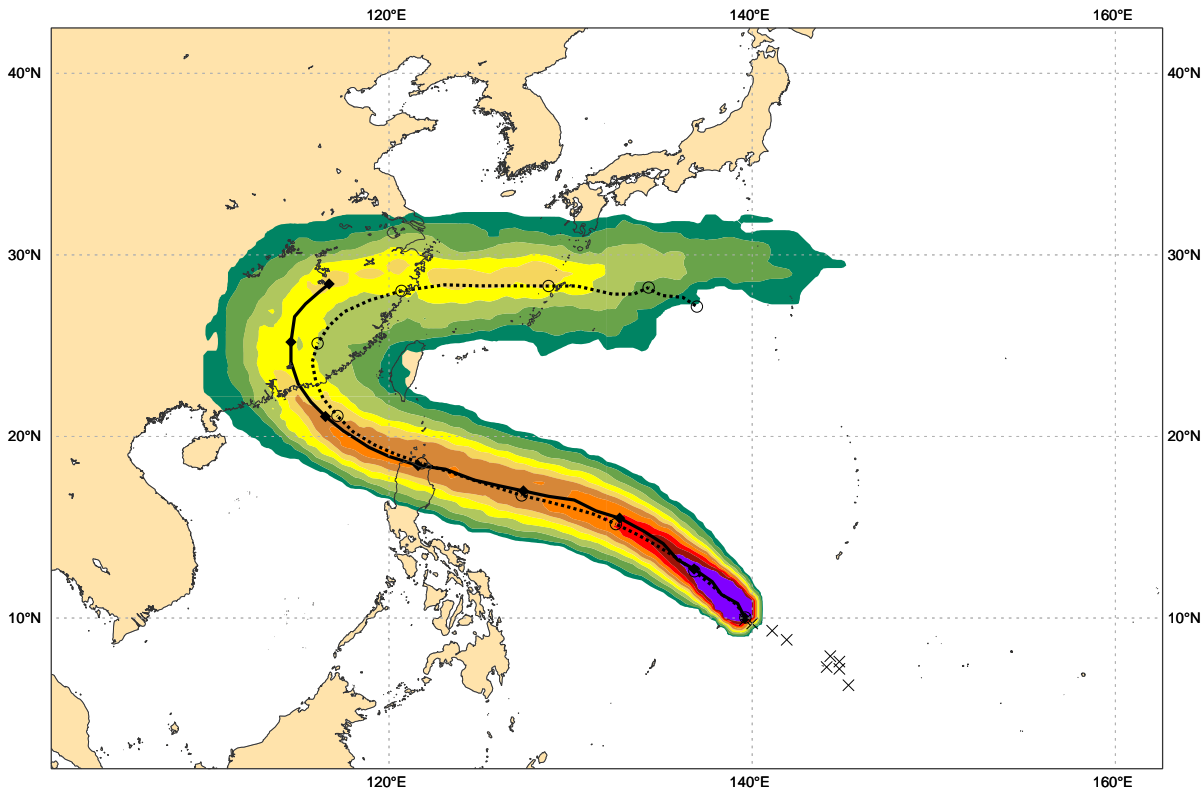


Date 20161016 00 UTC @ECMWF

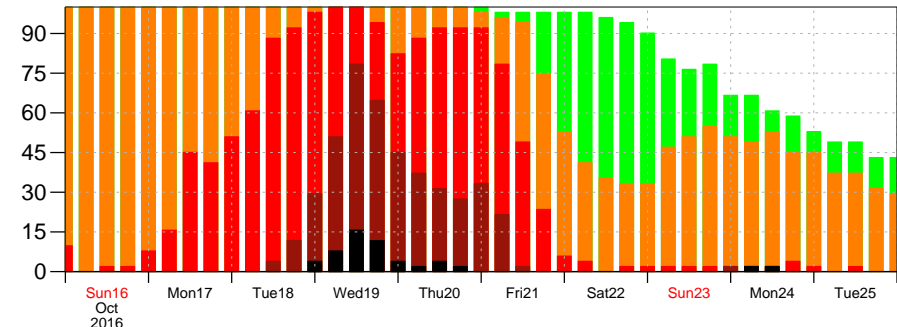
Probability that **HAIMA** will pass within 120 km radius during the next **240** hours  
 tracks: **solid**=HRES; **dot**=Ens Mean [reported minimum central pressure (hPa) **980** ]



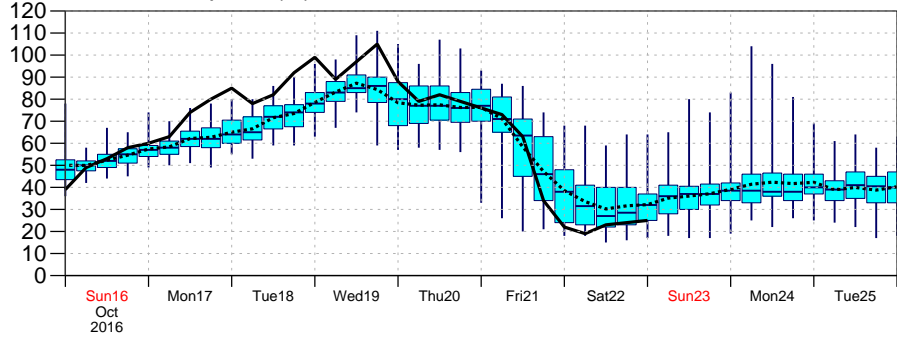
List of ensemble members numbers forecast Tropical Cyclone  
 Intensity category in colours: **TD**[up to 33] **TS**[34-63] **HR1**[64-82] **HR2**[83-95] **HR3**[> 95 kt]

+024 h:	hr	ct	01	02	03	04	05	06	07	08	09	10	11	12	13	14	15	16	17	18	19	20	21	22	23	24	25	26	27	28	29	30	31	32	33	34	35	36	37	38	39	40	41	42	43	44	45	46	47	48	49	50
+048 h:	hr	ct	01	02	03	04	05	06	07	08	09	10	11	12	13	14	15	16	17	18	19	20	21	22	23	24	25	26	27	28	29	30	31	32	33	34	35	36	37	38	39	40	41	42	43	44	45	46	47	48	49	50
+072 h:	hr	ct	01	02	03	04	05	06	07	08	09	10	11	12	13	14	15	16	17	18	19	20	21	22	23	24	25	26	27	28	29	30	31	32	33	34	35	36	37	38	39	40	41	42	43	44	45	46	47	48	49	50
+096 h:	hr	ct	01	02	03	04	05	06	07	08	09	10	11	12	13	14	15	16	17	18	19	20	21	22	23	24	25	26	27	28	29	30	31	32	33	34	35	36	37	38	39	40	41	42	43	44	45	46	47	48	49	50
+120 h:	hr	ct	01	02	03	04	05	06	07	08	09	10	11	12	13	14	15	16	17	18	19	20	21	22	23	24	25	26	27	28	29	30	31	32	33	34	35	36	37	38	39	40	41	42	43	44	45	46	47	48	49	50
+144 h:	hr	ct	01	02	03	04	05	06	07	08	09	10	11	12	13	14	15	16	17	18	19	20	21	22	23	24	25	26	27	28	29	30	31	32	34	35	36	37	38	39	40	41	42	43	44	45	46	47	48	49	50	
+168 h:	hr	ct	01	02	03	04	05	06	07	08	10	11	12	13	14	15	16	17	18	20	21	22	23	24	25	26	27	29	30	31	32	34	35	36	37	38	39	40	41	42	43	44	45	46	47	48	49	50				
+192 h:	ct	02	04	05	07	08	09	10	11	12	13	14	15	18	19	20	22	23	24	25	27	29	30	31	34	35	38	39	40	42	46	48	49	50																		
+216 h:	ct	02	05	06	07	08	10	11	13	14	15	18	20	22	24	25	27	30	31	32	35	37	40	44	46	48	49	50																								
+240 h:	ct	02	05	06	08	11	13	14	15	18	20	23	25	27	32	34	35	37	39																																	

Probability (%) of Tropical Cyclone Intensity falling in each category  
**TD**[up to 33] **TS** [34-63] **HR1**[64-82] **HR2** [83-95] **HR3** [> 95 kt]



10m Wind Speed (kt) **solid**=HRES; **dot**=Ens Mean



Mean Sea Level Pressure in Tropical Cyclone Centre (hPa) **solid**=HRES; **dot**=Ens Mean

