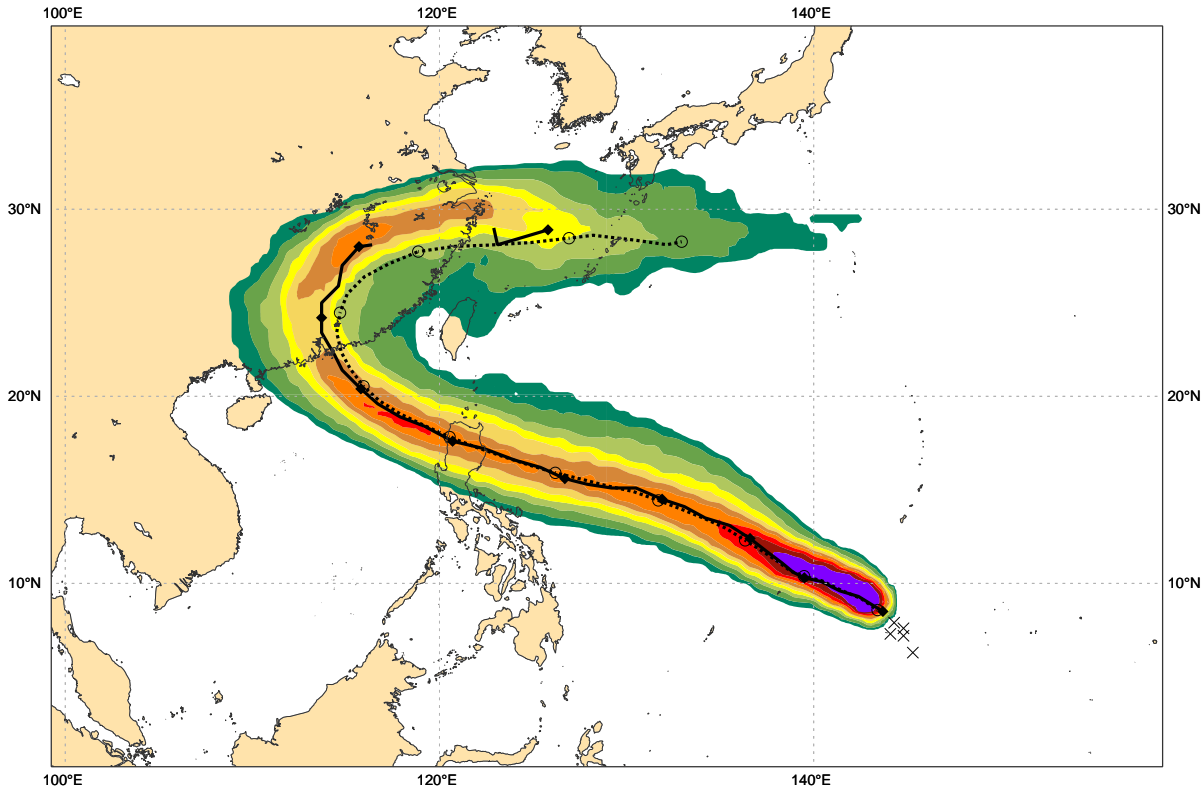


Date 20161015 00 UTC @ECMWF

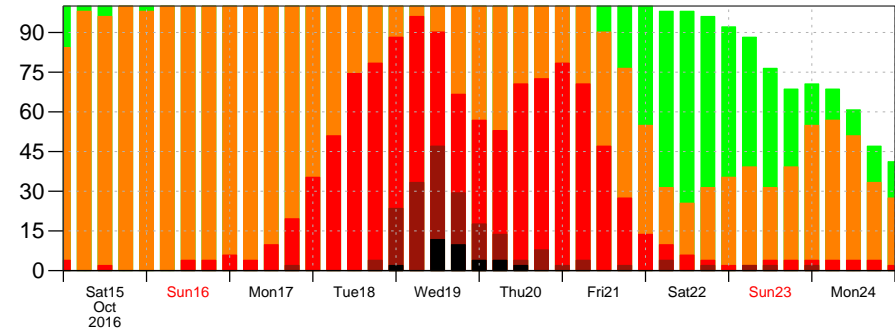
Probability that **HAIMA** will pass within 120 km radius during the next **240** hours
 tracks: **solid**=HRES; **dot**=Ens Mean [reported minimum central pressure (hPa) **1000**]



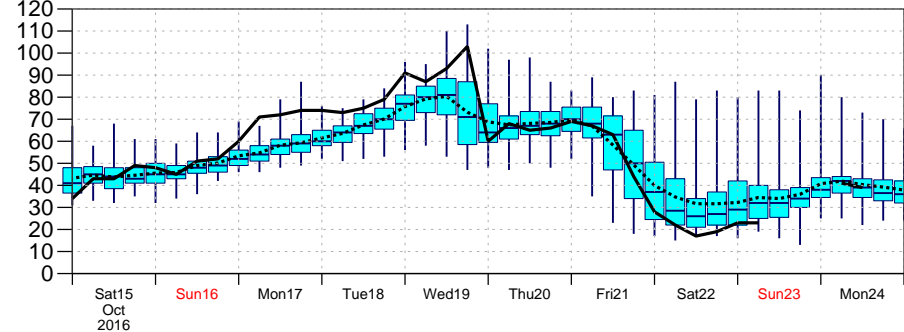
List of ensemble members numbers forecast Tropical Cyclone
 Intensity category in colours: **TD**[up to 33] **TS**[34-63] **HR1**[64-82] **HR2**[83-95] **HR3**[> 95 kt]

+024 h : hr ct 01 02 03 04 05 06 07 08 09 10 11 12 13 14 15 16 17 18 19 20 21 22 23 24 25 26 27 28 29 30 31 32 33 34 35 36 37 38 39 40 41 42 43 44 45 46 47 48 49 50
 +048 h : hr ct 01 02 03 04 05 06 07 08 09 10 11 12 13 14 15 16 17 18 19 20 21 22 23 24 25 26 27 28 29 30 31 32 33 34 35 36 37 38 39 40 41 42 43 44 45 46 47 48 49 50
 +072 h : hr ct 01 02 03 04 05 06 07 08 09 10 11 12 13 14 15 16 17 18 19 20 21 22 23 24 25 26 27 28 29 30 31 32 33 34 35 36 37 38 39 40 41 42 43 44 45 46 47 48 49 50
 +096 h : hr ct 01 02 03 04 05 06 07 08 09 10 11 12 13 14 15 16 17 18 19 20 21 22 23 24 25 26 27 28 29 30 31 32 33 34 35 36 37 38 39 40 41 42 43 44 45 46 47 48 49 50
 +120 h : hr ct 01 02 03 04 05 06 07 08 09 10 11 12 13 14 15 16 17 18 19 20 21 22 23 24 25 26 27 28 29 30 31 32 33 34 35 36 37 38 39 40 41 42 43 44 45 46 47 48 49 50
 +144 h : hr ct 01 02 03 04 05 06 07 08 09 10 11 12 13 14 15 16 17 18 19 20 21 22 23 24 25 26 27 28 29 30 31 32 33 34 35 36 37 38 39 40 41 42 43 44 45 46 47 48 49 50
 +168 h : hr ct 01 02 03 04 05 06 07 08 09 10 11 12 13 14 15 16 17 18 19 20 21 22 23 24 25 26 27 28 29 30 31 32 33 34 35 36 37 38 39 40 41 42 43 44 45 46 47 48 49 50
 +192 h : hr ct 01 02 04 05 06 07 08 09 10 11 12 14 15 16 17 18 19 20 21 22 23 24 25 26 27 28 29 30 32 33 34 35 36 37 38 40 41 42 43 44 45 46 47 48 49 50
 +216 h : ct 04 05 07 08 10 12 14 15 16 17 18 19 20 22 23 25 26 27 28 30 31 32 33 34 35 36 38 40 41 42 43 44 45 46 48 50
 +240 h : hr 02 04 05 08 10 12 14 18 19 20 22 23 29 30 31 32 33 35 36 42 43

Probability (%) of Tropical Cyclone Intensity falling in each category
TD[up to 33] **TS** [34-63] **HR1**[64-82] **HR2** [83-95] **HR3** [> 95 kt]



10m Wind Speed (kt) **solid**=HRES; **dot**=Ens Mean



Mean Sea Level Pressure in Tropical Cyclone Centre (hPa) **solid**=HRES; **dot**=Ens Mean

