

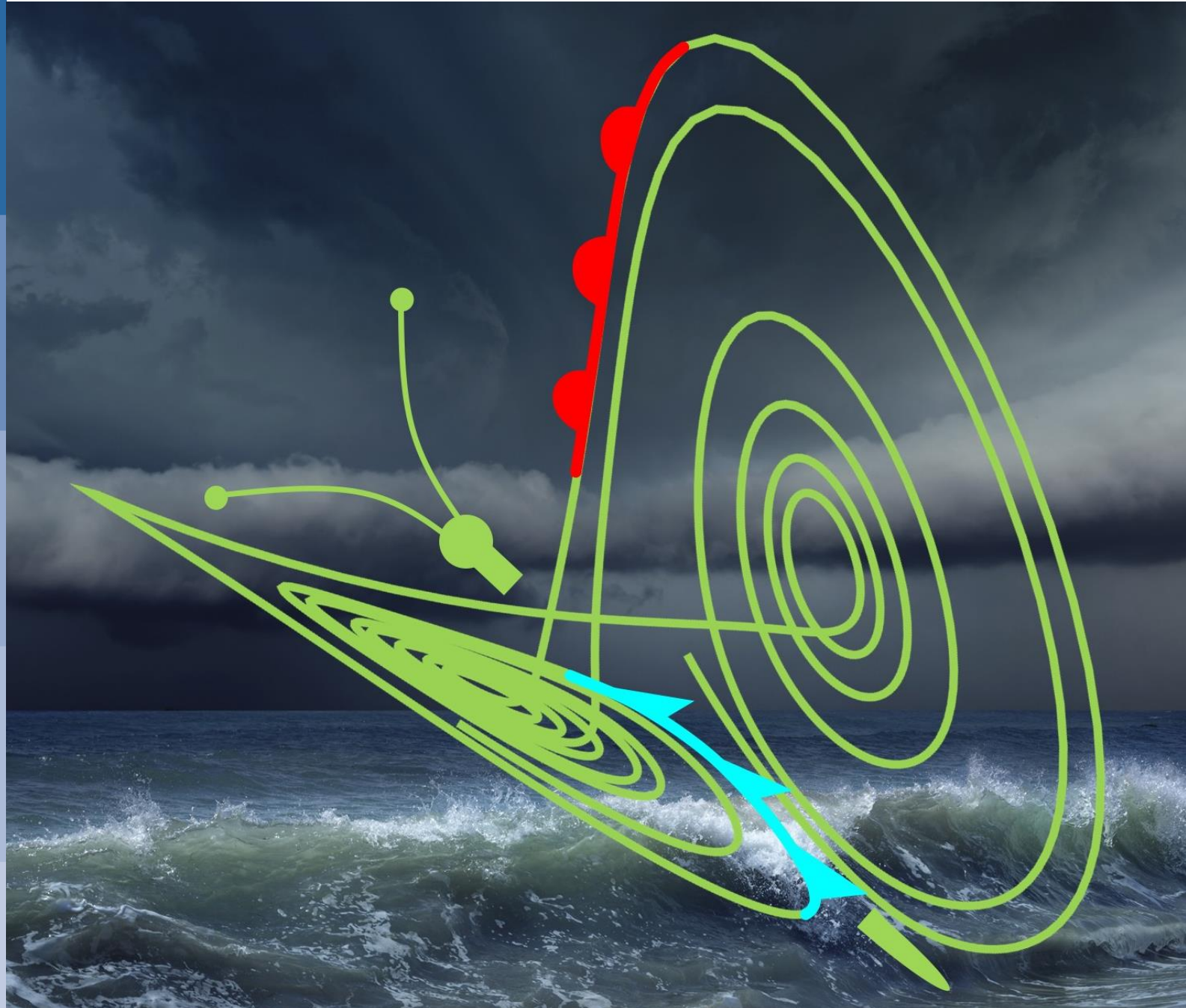
Challenges and Limits in Ensemble Weather Prediction

Mark Rodwell

Collaborators include:
Heini Wernli, David Richardson,
Linus Magnusson, David Lavers,
Dave Parsons, Elias Hólm

5th OpenIFS Workshop

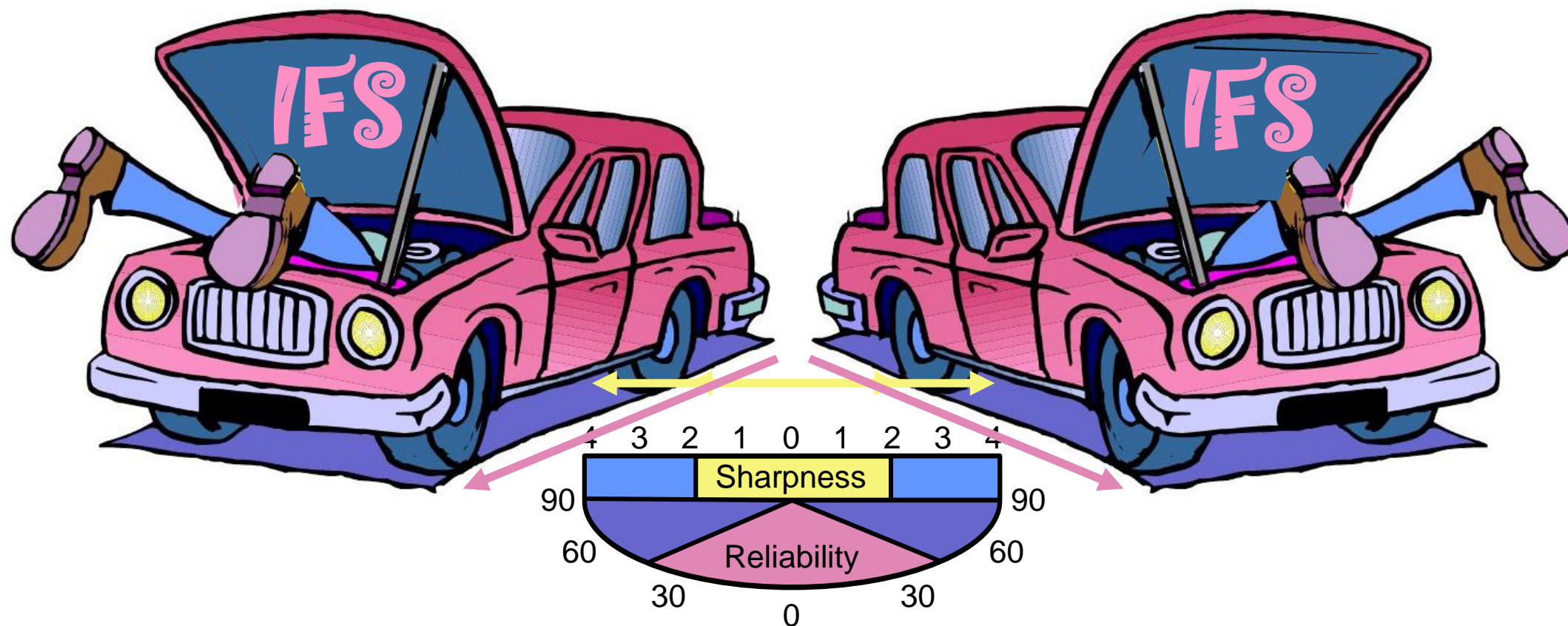
19 June 2019, Reading University



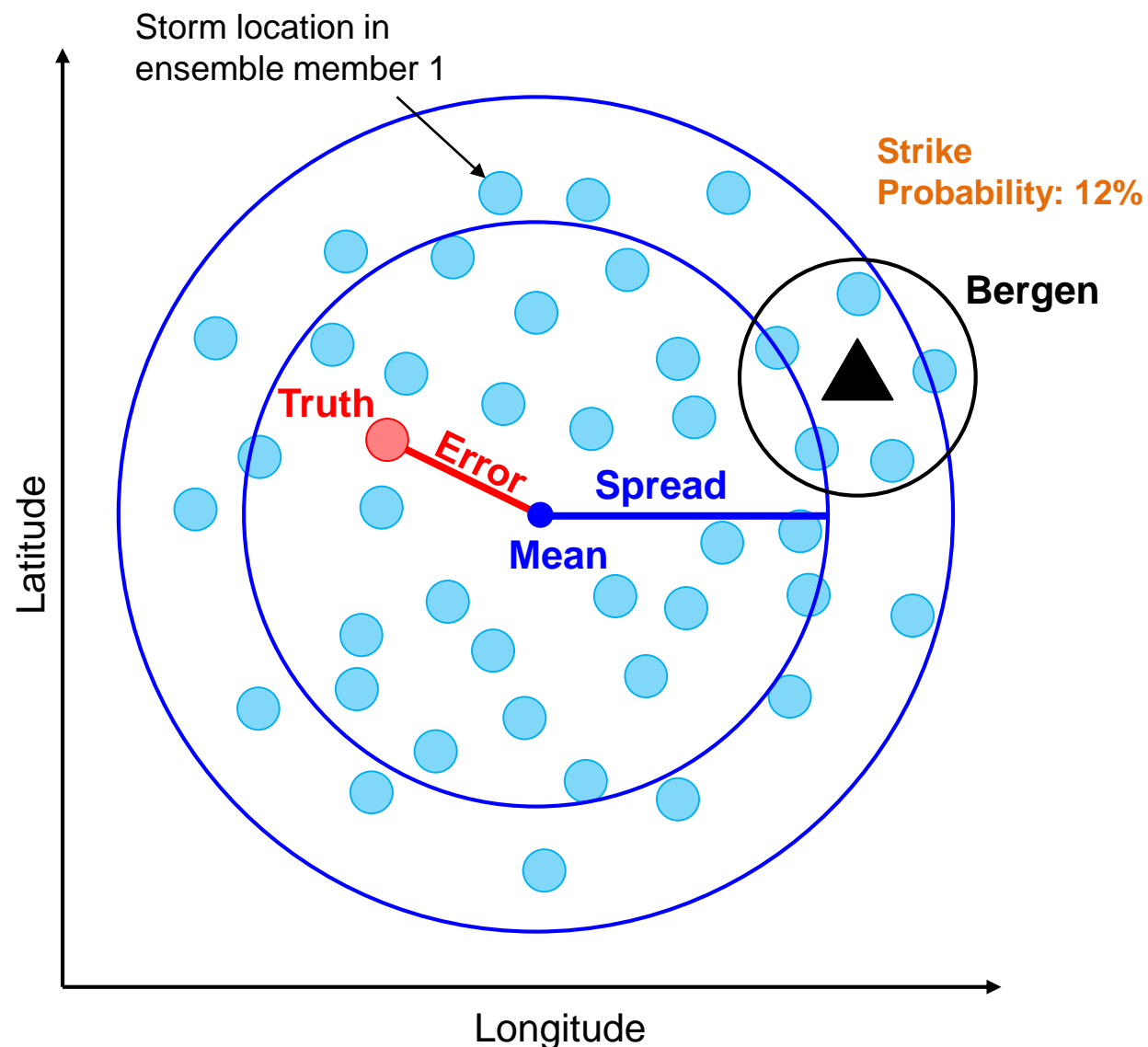
Challenges and Limits in Ensemble Weather Prediction - Outline

- A good ensemble forecast system
 - Reliability and Sharpness
- The Perfect Storm
 - When the going gets tough ...
... consult the diagnostics!!
- Extratropical transition of Tropical Cyclone Karl

What makes a good ensemble forecast system?



Motivation: Reliability and Sharpness



In a **reliable** forecast system, the truth should be statistically indistinguishable from the individual ensemble members
Reliability is very useful: an event predicted to occur with probability 12% will happen with frequency 12%

An easily testable consequence of reliability is that

$$\overline{\text{Error}^2} = \overline{\text{Spread}^2}$$

(averaged over many forecast start dates)

“The task of NWP research is to maintain/improve reliability while decreasing spread (improving refinement)”

Q. Can we develop diagnostics which efficiently (optimally?) guide us in this task?

Ensemble spread and error

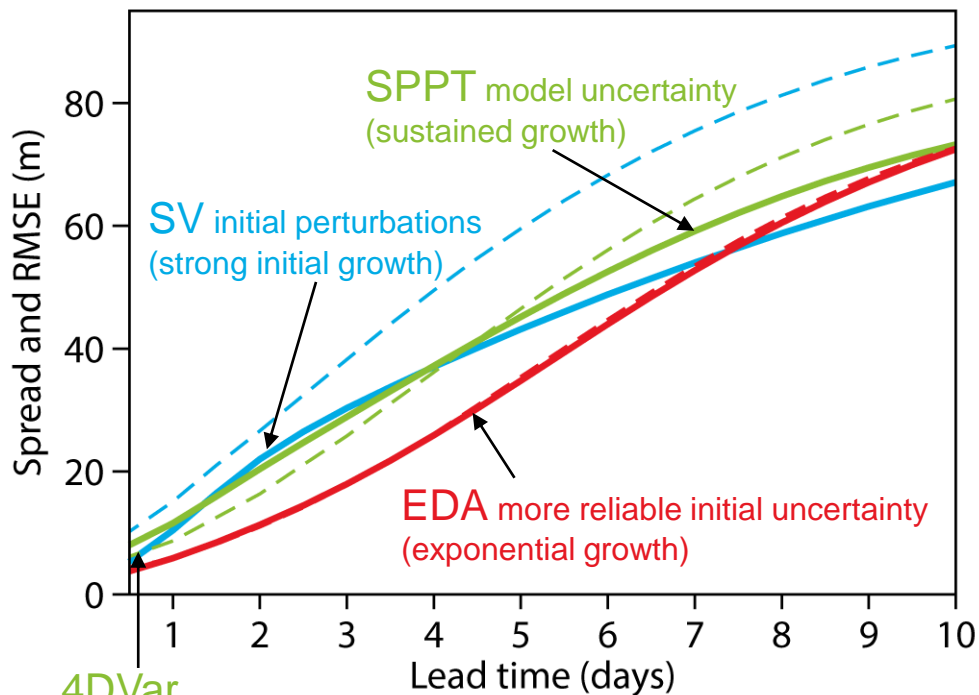
Z500

Rodwell et al. 2018, BAMS

Overall Error and Spread have reduced and come into alignment; due to better observations, initial conditions, forecast model and better representation of uncertainty

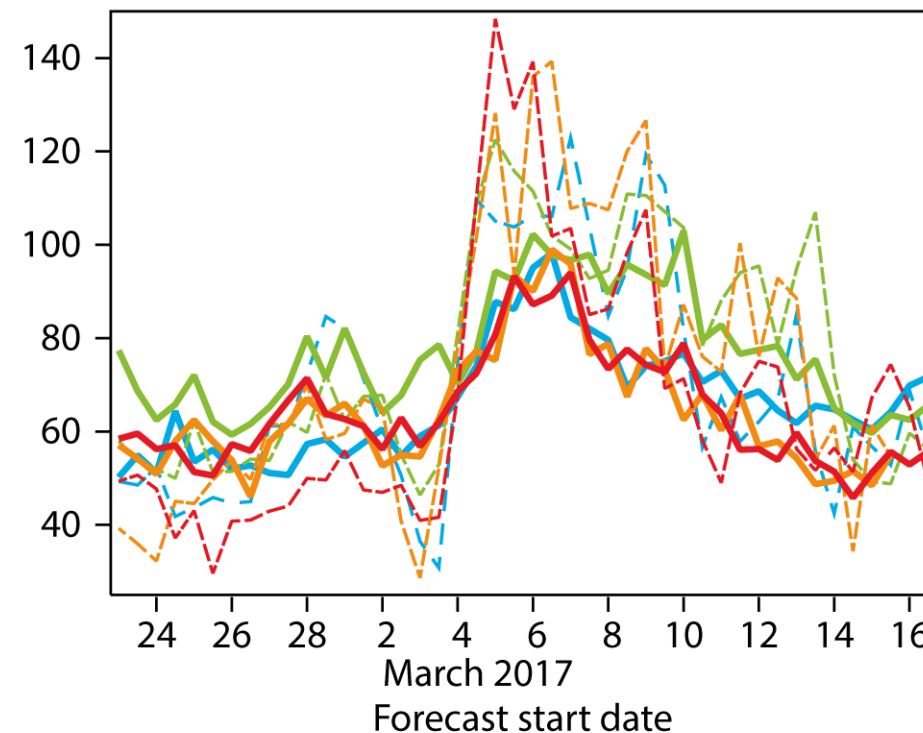
...but we make ensemble forecasts to represent the day-to-day variations in predictability and uncertainty. Can we evaluate it in our forecasts?

Annual means N.Hem. (ECMWF)



	1996	2005	2014
Spread			
Error			

Timeseries for Europe at D+6 (TIGGE)



	ECMWF	UKMO	JMA	NCEP
Spread				
Error				

500 hPa geopotential height (Z500). "Error" is RMS of ensemble-mean error
 Spread = ensemble standard deviation (scaled to take account of finite ensemble size)

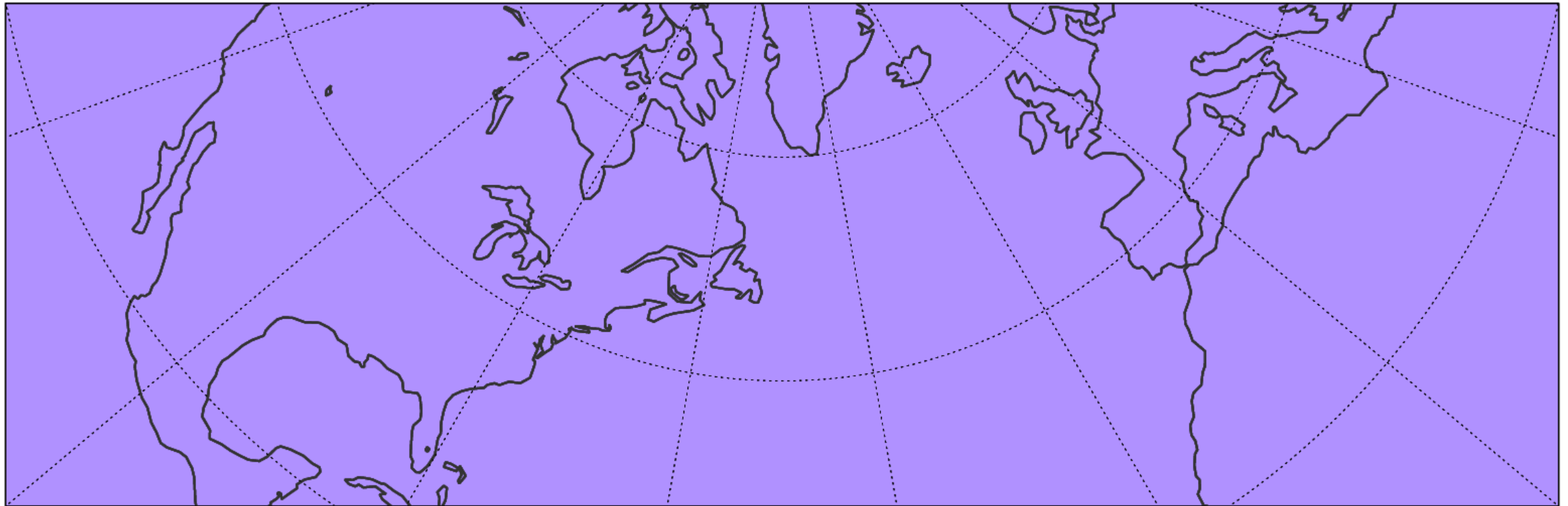

Animation of ECMWF ensemble forecast spread 20170305 12Z D+0 to 6: σ_{Z500}

ECMWF ENS stdev $Z_{500\text{hPa}}$ (shaded).

20170305 12Z

Uncertainty growing from various sources, is itself advected, and becomes large over Europe by D+6

Unit: m



Uncertainty growth-rate along the truth trajectory – Based on EDA background $\sigma_{PV_{315}}$

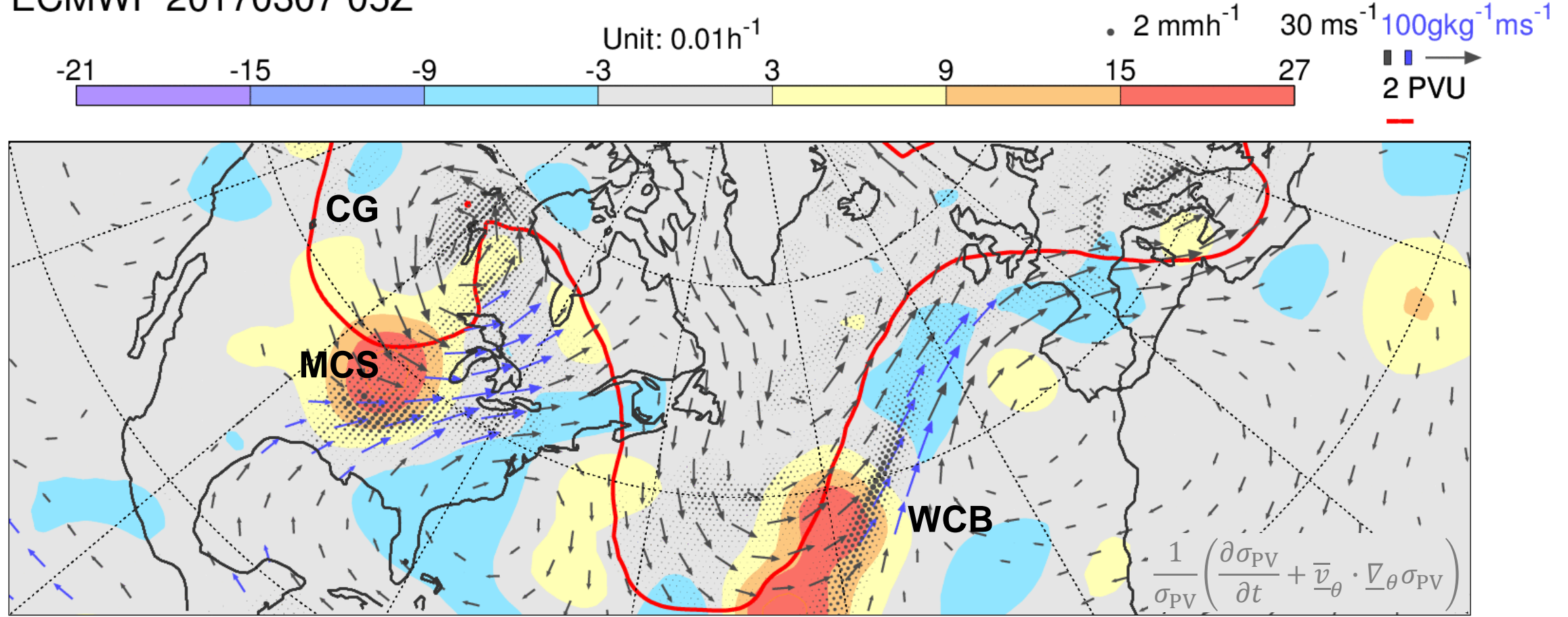
Much uncertainty growth associated with moist processes: **Warm Conveyor-Belts**, and **Meso-Scale Convection**

Interaction of uncertain features, large ENS spread & poor prediction of Euro blocking at D+6

Aim: Evaluate short-range synoptic flow-dependent representation of uncertainty

Q: Is sensitivity to moist processes real or due to deficiencies in model uncertainty representation? TIGGE?

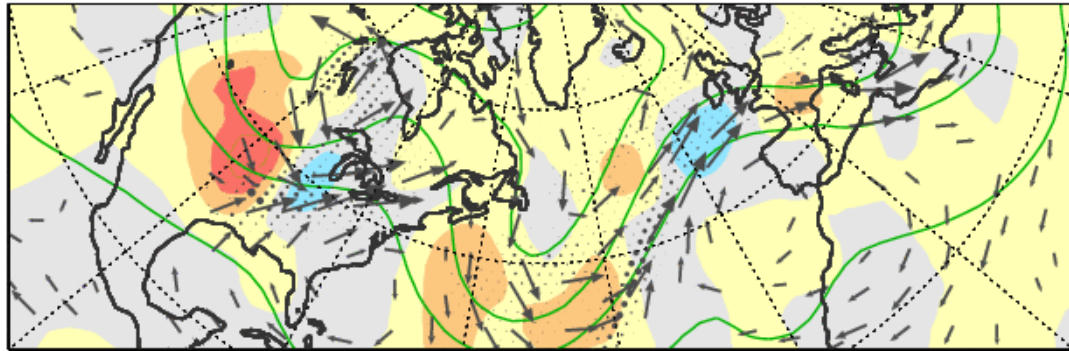
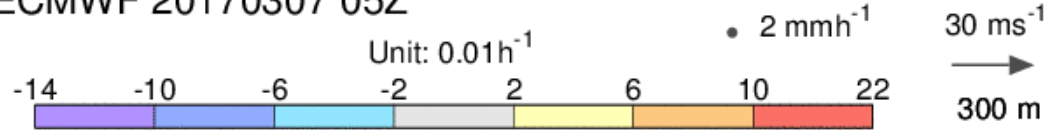
ECMWF 20170307 05Z



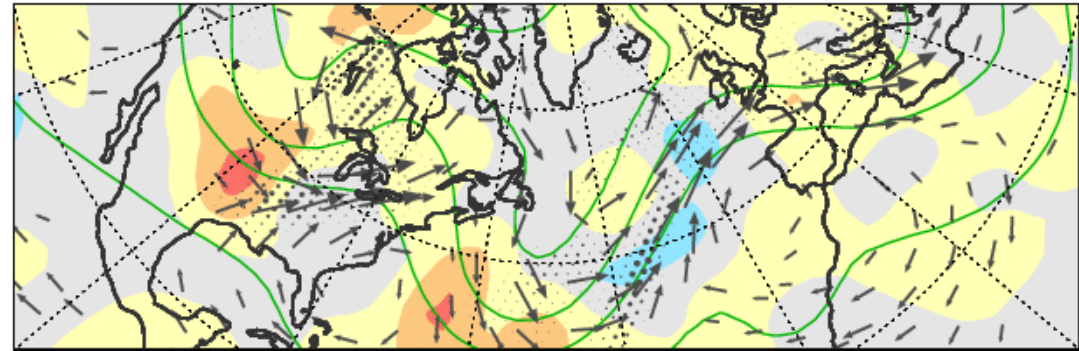
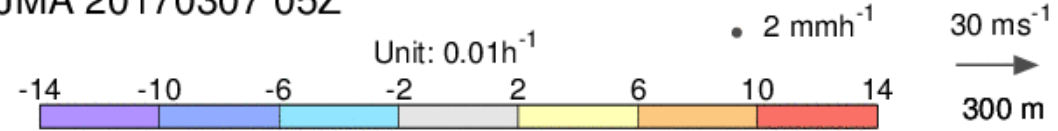
Control forecast $PV_{315}=2$, \underline{v}_{850} and $q|v|_{850}$, Ensemble-mean precipitation. 1d running-mean gives 12h-integrated growth rate with any diurnal cycle removed. T21 smoothed

Uncertainty growth-rate along the truth trajectory - Based on 12h ENS Z_{250hPa} TIGGE

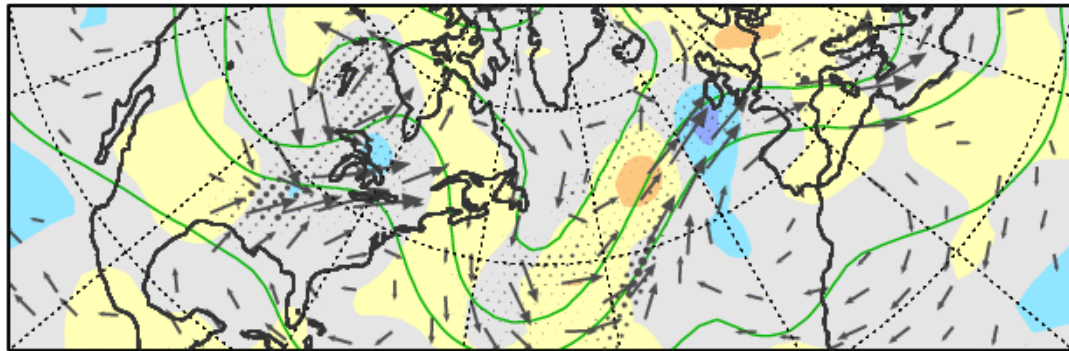
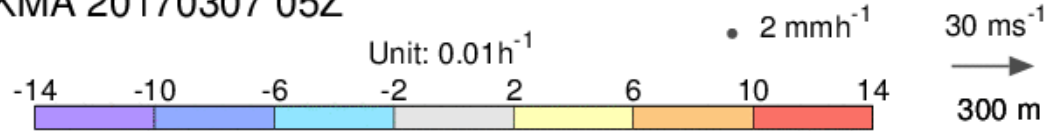
ECMWF 20170307 05Z



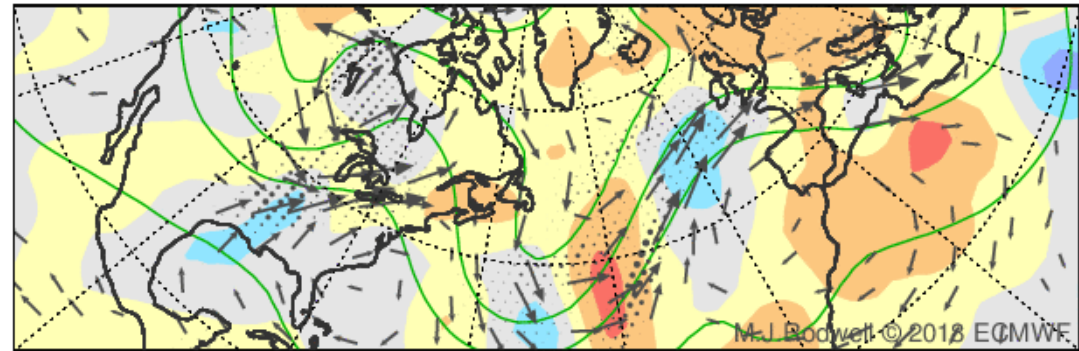
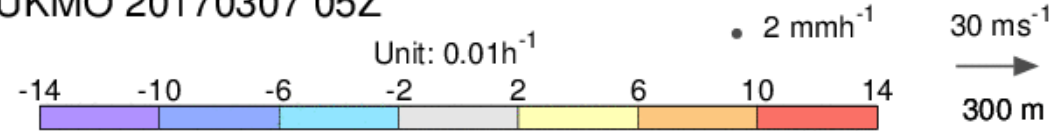
JMA 20170307 05Z



KMA 20170307 05Z



UKMO 20170307 05Z



ECMWF:

EDA(PV_{315K}) ≈
ENS(Z_{250hPa}) ≈

JMA:

≈ ECMWF

UKMO:

Stronger growth-rates
over
Europe/Africa

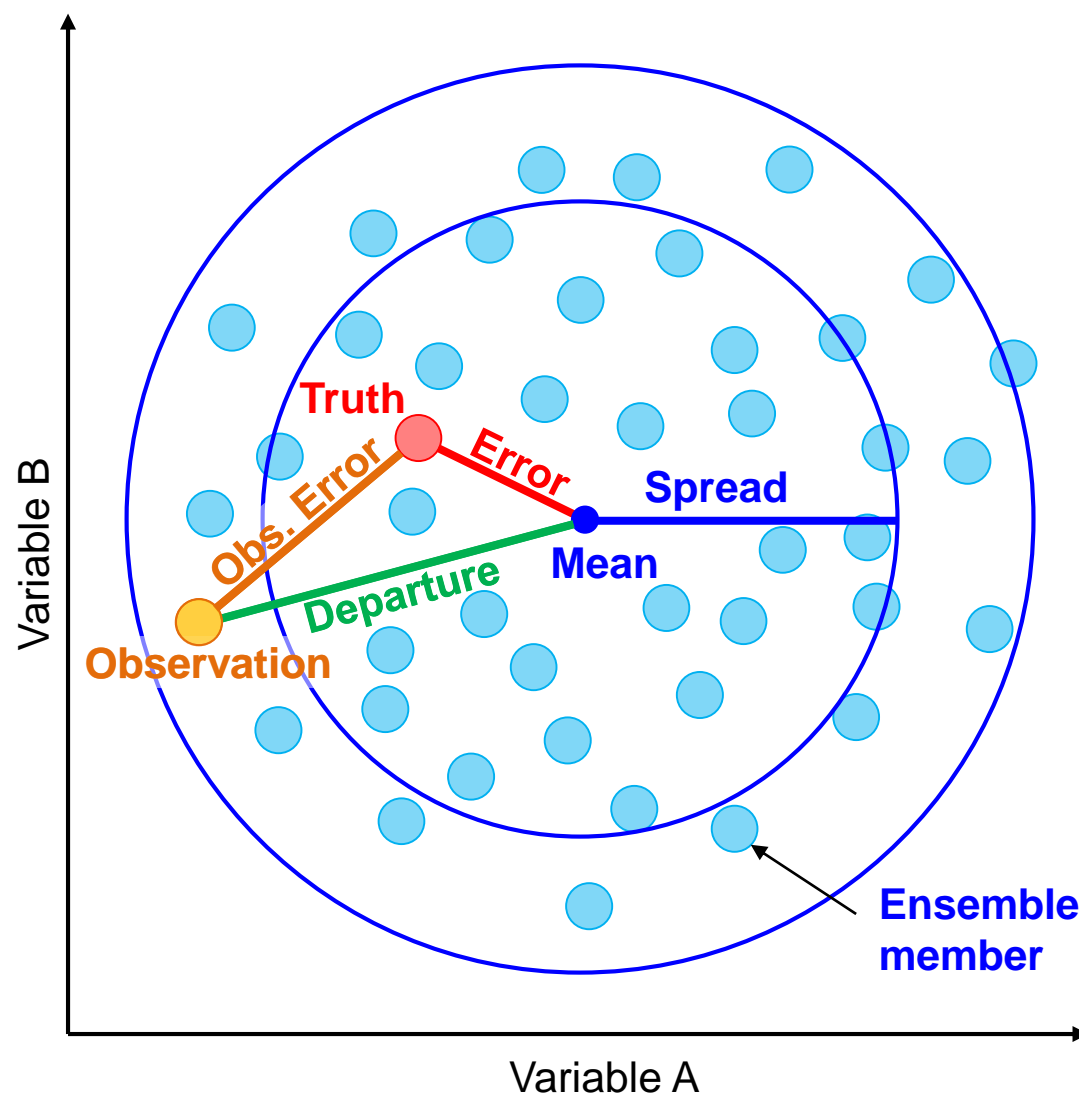
KMA:

Weaker
everywhere

Which is best?

$$\frac{1}{\sigma_Z} \left(\frac{\partial \sigma_Z}{\partial t} + \bar{v} \cdot \nabla_p \sigma_Z \right)$$

Control forecast Z_{250} (CI=300m) and v_{850} , Ensemble-mean precipitation. 1d running-mean gives 12h-integrated growth rate with any diurnal cycle removed. T21 smoothed



Reliability \Rightarrow

$$\overline{\text{Error}^2} = \overline{\text{Spread}^2} \quad (\equiv \overline{\text{EnsVar}})$$

(averaged over many forecast start dates)

If we do not know the truth well-enough to calculate the error, use[‡]

$$\overline{\text{Departure}^2} = \overline{\text{EnsVar}} + \overline{\text{Obs. Unc}^2}$$

Any imbalance in this equation indicates that the (initialization of) the ensemble forecast is unreliable

[‡]Assuming the observation error is uncorrelated with the error of the ensemble-mean

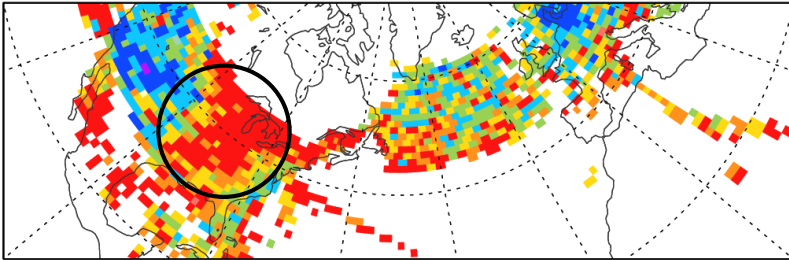
Uncertainty growth evaluation. “Rocky trough/CAPE” composite. EDA u_{200} aircraft obs

54 cases, 12h window

Rodwell, Richardson, Parsons & Wernli. 2018, BAMS

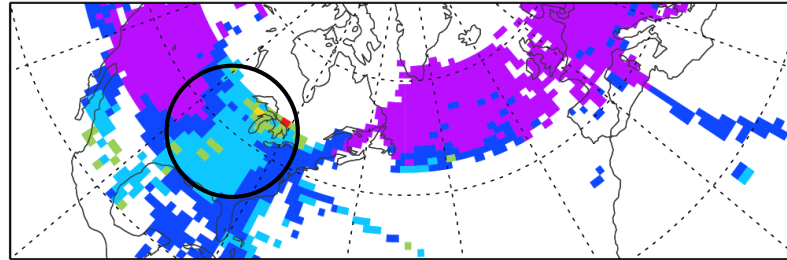
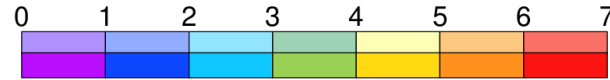
Departure²

Unit: (ms⁻¹)²



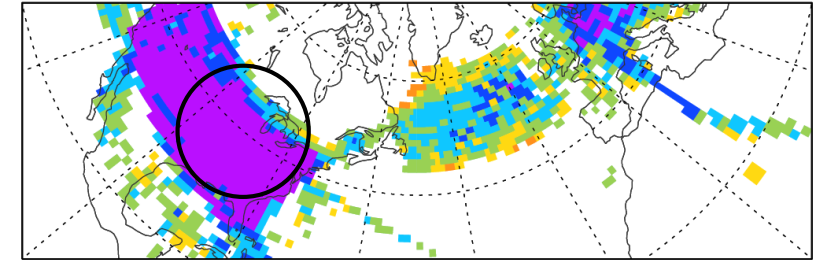
EnsVar

Unit: (ms⁻¹)²



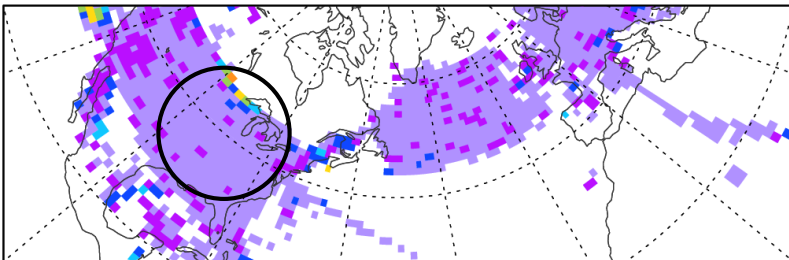
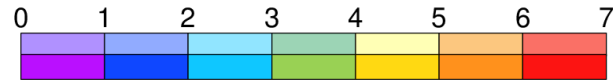
Obs. Unc²

Unit: (ms⁻¹)²



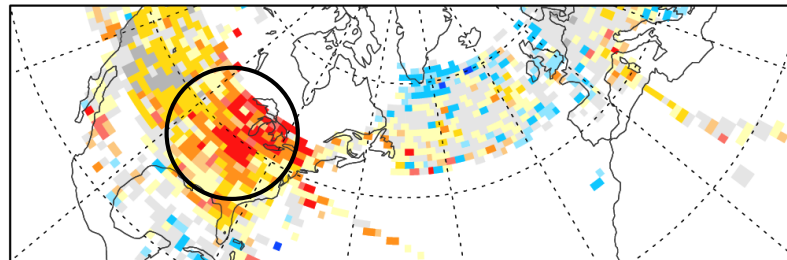
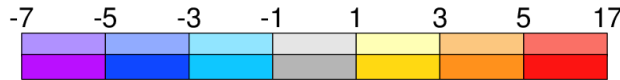
Bias²

Unit: (ms⁻¹)²



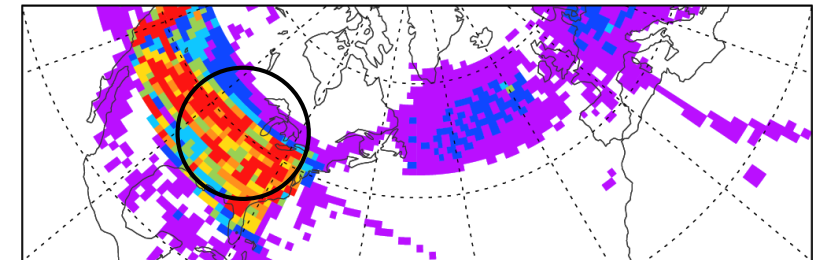
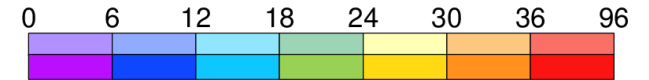
Residual

Unit: (ms⁻¹)²



Observation density (O80, 12h)

Unit: cell⁻¹cycle⁻¹



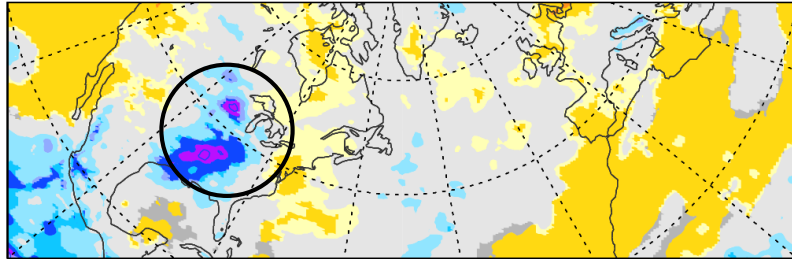
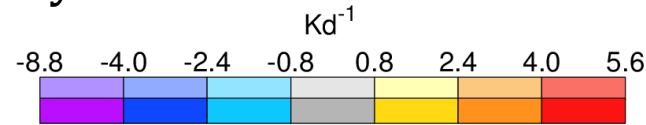
Departure² = EnsVar + Obs. Unc² (+Bias² + Residual). Enhanced background variance in Great Lakes / Mississippi River region. Even larger Departures. Bias²≈0, but Residual >> 0 indicates insufficient background variance (since estimated observation error and density are similar over north-western North America where Residual is smaller – *i.e.* well balanced). **Uncertain forecasts for Europe may still be over-confident!**

Systematic process error. “Rocky trough/CAPE” composite. EDA control T_{300}

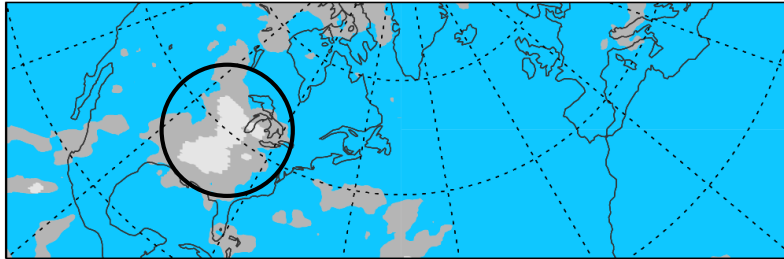
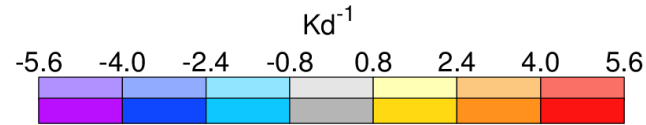
54 cases, 12h window

Rodwell, Richardson, Parsons
& Wernli. 2018, BAMS

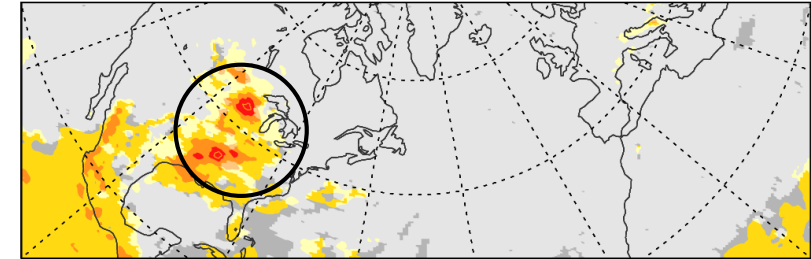
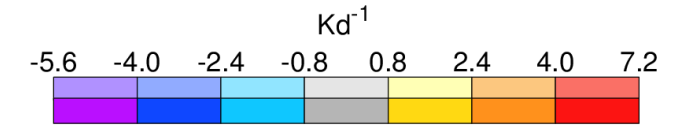
Dynamics



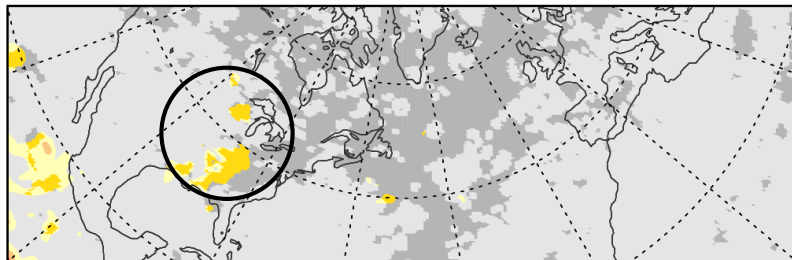
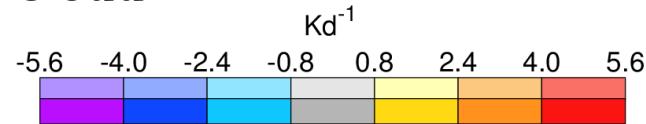
Radiation



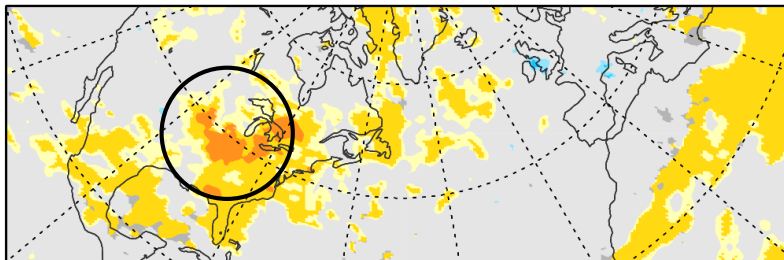
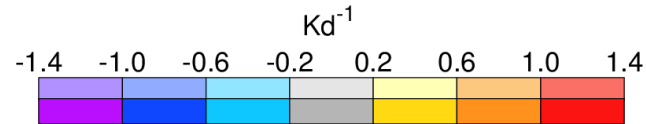
Convection



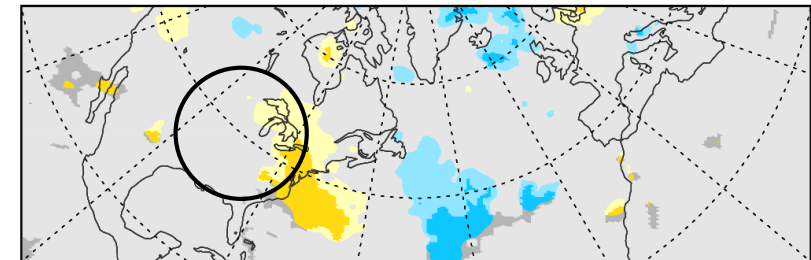
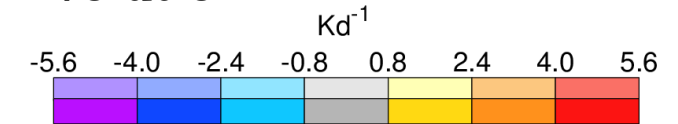
Cloud



Increment



Evolution



Dynamics + Radiation + Convection + Cloud + Increment = Evolution. Budget shows how the model represents dynamics and physics of MCS. Positive (and statistically significant) analysis increment suggests that the background forecast is too cold near the top of the convection. Hence, **model bias (as well as model uncertainty) may be an issue.**

The Jetstream and mesoscale convection: “The piano string and hammer”

54 cases

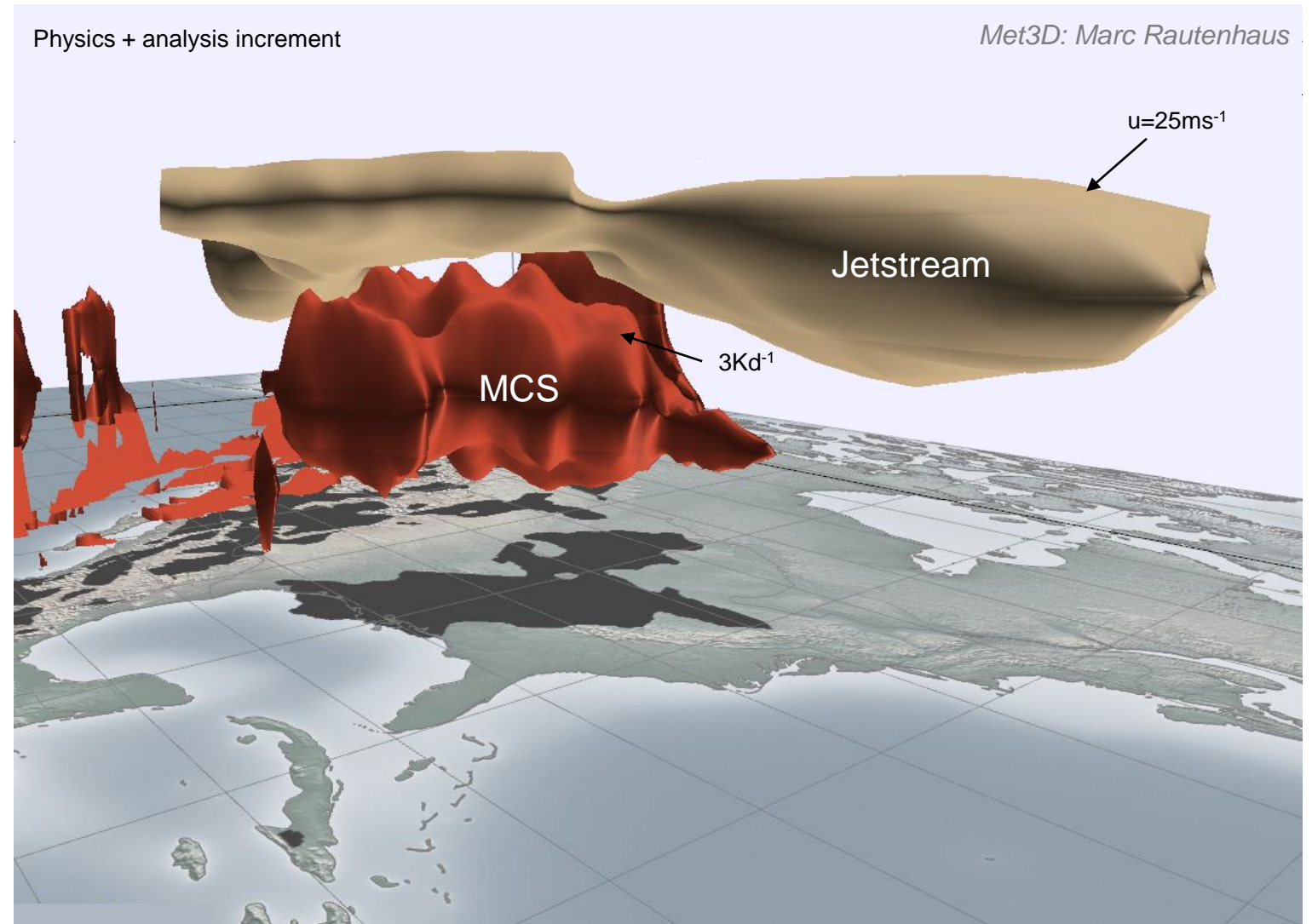
Is the ensemble playing the right kind of music?

If we don't hit the string hard enough, the wave in the string will be too weak

If we hit the string at the wrong time, the wave will arrive over Europe at the wrong time

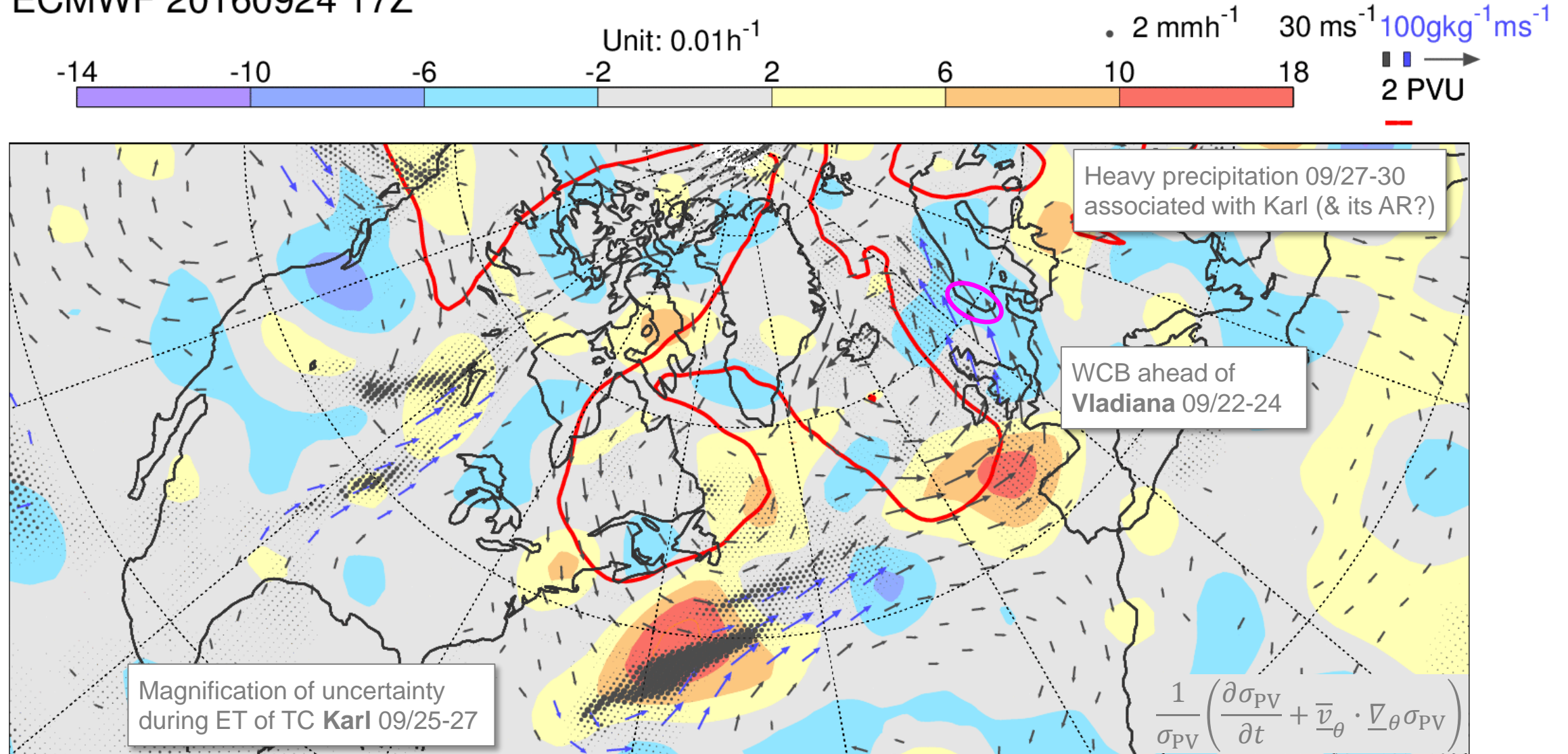
We do not know when to press the key (mesoscale convection itself involves chaotic uncertainty)

What we want is that the ensemble members generate such convection with the “right” uncertainty



Uncertainty growth-rate along truth trajectory – EDA $\sigma_{PV_{315}}$: NAWDEX Case

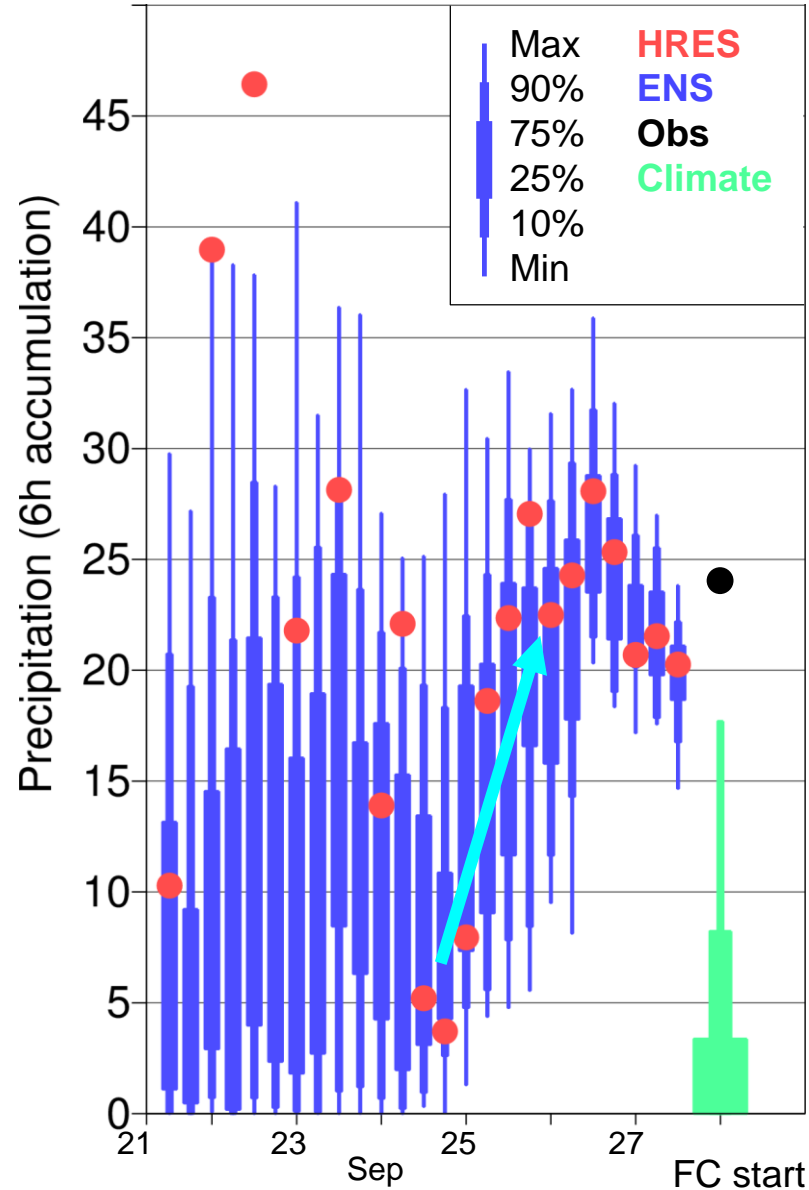
ECMWF 20160924 17Z



$PV_{315}=2$ & \underline{v}_{850} from control forecast, precipitation is ensemble-mean. 1d running-mean gives 12h-integrated growth rate with any diurnal cycle removed. T21 smoothed

Precipitation forecast for Bergen, Norway on 27 Sep 2016 (12-18Z) following TC Karl

Plot from Linus Magnusson



Once uncertainties associated with the extratropical transition of Karl are resolved, the probability for strong precipitation firms-up

Note the observation is at the top of the last forecast distribution: Fine or reflecting issues with model representativity of point observations?

Challenges and Limits in Ensemble Weather Prediction

- Reliability and Sharpness \Rightarrow Skill
 - Faithful representation of uncertainty growth-rates (which are flow-dependent) – LIMIT
 - Better estimation of observational error – CHALLENGE
 - ... and correlated observation error
 - Assimilation of better observational information – CHALLENGE
- “Perfect storms”
 - Large inherent growth-rates – LIMIT
 - ... \Rightarrow downstream deterministic forecast “Busts”
 - Model physics (and stochastic physics) working near their limits – CHALLENGE
 - ... beyond their limits \Rightarrow Ensemble Jumpiness (& Det. Busts) – CHALLENGE
 - Difficulty to observe the truth. Non-linear observation operators – CHALLENGE
 - ... use of targeted observations? – CHALLENGE
- Flow-dependent diagnostics of data assimilation
 - DA process tendency budget: mean increment \Rightarrow process bias
 - EDA variance budget: mean residual \Rightarrow wrong growth-rate or poor modelling of observation error

Thank you